

RISHABH ENTERPRISES LIMITED

Warden House, 340 J. J. Road, Byculla, Mumbai - 400 008.

CIN: L51909MH1984PLC217695 **PAN:** AACCR2597J

TEL: (91) 22 2302 7900 **FAX:** (91) 22 2307 7231

Website: www.rishabhenterprisesltd.com

Email: cosec@rishabhenterprisesltd.com / cosec@wardengroup.com

12th July 2021

To,
Metropolitan Stock Exchange of India Limited
4th Floor, Vibgyor Towers,
Plot No. C-62, G- Block, Opp. Trident Hotel,
Bandra Kurla Complex, Bandra (East),
Mumbai 400 098

Dear Sir/Madam,

Sub: Information as per Regulation 31 of the SEBI (Listing Obligation and Disclosure Requirements) Regulations, 2015.


We submit herewith a Statement giving information regarding Shareholding Pattern of the Company for the Quarter Ended 30th June 2021, in the prescribed format.

This is for your information and record.

For Rishabh Enterprises Limited




Shashi Kumar Dujari
Director
DIN 00116132



Encl: As above

**Holding of specified securities
Annexure - I**

1. Name of Listed Entity :	Rishabh Enterprises Ltd.
2. Scrip Code/Name of Scrip/Class of Security :	549510 / Equity
3. Share Holding Pattern Filed under: Reg. 31(1)(a)/Reg. 31(1)(b)/Reg.31(1)(c)	Regulation 31 (1) (b)
a. If under 31(1)(b) then indicate the report for Quarter ending	30-06-2021
b. If under 31(1)(c) then indicate date of allotment/extinguishment :	
4. Declaration: The Listed entity is required to submit the following declaration to the extent of submission of information:-	
Particulars	Yes*/No*
1 Whether the Listed Entity has issued any partly paid up shares?	No
2 Whether the Listed Entity has issued any Convertible Securities?	No
3 Whether the Listed Entity has issued any Warrants?	No
4 Whether the Listed Entity has any shares against which depository receipts are issued?	No
5 Whether the Listed Entity has any shares in locked-in?	No
6 Whether any shares held by promoters are pledge or otherwise encumbered?	No
7. Whether company has equity shares with differential voting rights?	No
8. Whether the listed entity has any significant beneficial owner?	No
9. Whether the listed entity is Public Sector Undertaking (PSU)?	No
* If the Listed Entity selects the option 'No' for the questions above, the columns for the partly paid up shares, Outstanding Convertible Securities/Warrants, depository receipts, locked-in shares, No of shares pledged or otherwise encumbered by promoters, as applicable, shall not be displayed at the time of dissemination on the Stock Exchange website. Also wherever there is 'No' declared by Listed Entity in above table the values will be considered as 'Zero' by default on submission of the format of holding of specified securities.	



Name of the Company : Rishabh Enterprises Ltd.
 Script Code : Equity
 As on : 30-06-2021

Table I - Summary Statement holding of specified securities

Category (I)	Category of shareholder (II)	Nos. of shareholders (III)	No. of fully paid up equity shares held (IV)	No. of Partly paid-up equity shares held (V)	No. of shares underlying Depository Receipts (VI)	Total nos. shares held (VII) = (IV)+(V)+ (VI)	Shareholding as a % of total no. of shares (calculated as per SCRR, 1957) (VII) As a % of (A+B+C2)	Number of Voting Rights held in each class of securities (IX)				No. of Shares Underlying Outstanding convertible securities (including Warrants) (X)	Shareholding, as a % assuming full conversion of convertible securities (as a percentage of diluted share capital) (XI) = (VII)+(X) As a % of (A+B+C2)	Number of Locked in shares (XII)		Number of Shares pledged or otherwise encumbered (XIII)		Number of equity shares held in dematerialized form (XIV)
								No of Voting Rights			Total as a % of (A+B+C)			No. (a)	As a % of total Shares held (b)	No. (a)	As a % of total Shares held (b)	
								Class eg: X	Class eg: Y	Total								
(A)	Promoter & Promoter Group	4	181550			181550	18.16	181550		181550	18.16							181550
(B)	Public	95	818450			818450	81.85	818450		818450	81.85							791850
(C)	Non Promoter- Non Public																	
(C1)	Shares underlying DRs																	
(C2)	Shares held by Employee Trusts																	
	Total	99	1000000			1000000	100	1000000		1000000	100							973400






Table II - Statement showing shareholding pattern of the Promoter and Promoter Group

	Category & Name of the Shareholders (I)	PAN (II)	No. of shareholder (III)	No. of fully paid up equity shares held (IV)	Partly paid-up equity shares held (V)	Nos. of shares underlying Depository Receipts (VI)	Total nos. shares held (VII = IV+V+VI)	Shareholding % calculated as per SCRR, 1957 As a % of (A+B+C2) (VIII)	Number of Voting Rights held in each class of securities (IX)			No. of Shares Underlying Outstanding convertible securities (including Warrants) (X)	Shareholding, as a % assuming full conversion of convertible securities (as a percentage of diluted share capital) (XI) = (VII)+(X) as a % of A+B+C2	Number of Locked in shares (XII)		Number of Shares pledged or otherwise encumbered (XIII)		Number of equity shares held in dematerialized form (XIV)	
									No of Voting Rights					Total as a % of Total Voting rights	No. (a)	As a % of total Shares held (b)	No. (a)		As a % of total shares held (b)
									Class X	Class Y	Total								
-1	Indian			0	0		0		0										
(a)	Individuals/Hindu undivided Family		1	50	0		50	0.01	50	50	0.01	0.01							50
	SUNIL YASHAWANT SURVE	AEGPS769 8J	1	50	0		50	0.01	50	50	0.01	0.01							50
(b)	Central Government/ State Government(s)			0	0		0		0	0									
(c)	Financial Institutions/ Banks			0	0		0		0	0									
(d)	Any Other (specify)		3	181500	0		181500	18.15	181500	181500	18.15	18.15							181500
	BHAIRAV ENTERPRISES LIMITED	AACCB093 4F	1	82000	0		82000	8.2	82000	82000	8.20	8.2							82000
	SHRI GURUDEV EN TRADE LTD	AAHCS030 3E	1	99500	0		99500	9.95	99500	99500	9.95	9.95							99500
	MRUGESH TRADING LIMITED	AAACM287 8H	1	0	0		0	0	0	0	0.00	0							0
Sub-Total (A)(1)			4	181550	0		181550	18.16	181550	181550	18.16	18.16							181550
-2	Foreign			0	0		0		0	0									
(a)	Individuals (NonResident Individuals/ Foreign Individuals)			0	0		0		0	0									
(b)	Government			0	0		0		0	0									
(c)	Institutions			0	0		0		0	0									
(d)	Foreign Portfolio Investor			0	0		0		0	0									
(e)	Any Other (specify)			0	0		0		0	0									
Sub-Total (A)(2)				0	0		0		0	0									
Total Shareholding of Promoter and Promoter Group (A)=(A)(1)+(A)(2)			3	181550	0		181550	18.16	181550	181550	18.16	18.16							181550

Details of Shares which remain unclaimed may be given hear along with details such as number of shareholders, outstanding shares held in demat/unclaimed suspense account, voting rights which are frozen etc. Note: (1) PAN would not be displayed on website of Stock Exchange(s). (2) The term Encumbrance has the same meaning as assigned under regulation 28(3) of SEBI (Substantial Acquisition of Shares and Takeovers) Regulations, 2011.



	Category & Name of the Shareholders (I)	No. of shareholder (III)	No. of fully paid up equity shares held (IV)	Partly paid-up equity shares held (V)	Nos. of shares underlying Depository Receipts (VI)	Total nos. shares held (VII = IV+V+VI)	Shareholding % calculated as per SCRR, 1957 As a % of (A+B+C2) (VIII)	Number of Voting Rights held in each class of securities (IX)			No. of Shares Underlying Outstanding convertible securities (including Warrants) (X)	Shareholding , as a % assuming full conversion of convertible securities (as a percentage of diluted share capital) (XI) = (VII)+(X) as a % of A+B+C2	Number of Locked in shares (XII)		Number of Shares pledged or otherwise encumbered (XIII)		Number of equity shares held in dematerialized form (XIV)	
								No of Voting Rights					Total as a % of Total Voting rights	No. (a)	As a % of total Shares held (b)	No. (a)		As a % of total shares held (b)
								Class X	Class Y	Total								
-1	Institutions		0	0		0		0										
(a)	Mutual Funds		0	0		0		0										
(b)	Venture Capital Funds		0	0		0		0										
(c)	Alternate Investment Funds		0	0		0		0										
(d)	Foreign Venture Capital Investors		0	0		0		0										
(e)	Foreign Portfolio Investors		0	0		0		0										
(f)	Financial Institutions/ Banks		0	0		0		0										
(g)	Insurance Companies		0	0		0		0										
(h)	Provident Funds/ Pension Funds		0	0		0		0										
(i)	Any Other (specify)		0	0		0		0										
Sub-Total (B)(1)			0	0		0		0										
-2	Central Government/ State Government(s)/ President of India		0	0		0		0										
Sub-Total (B)(2)			0	0		0		0										
-3	Non-institutions		0	0		0		0										
(a)(i)	Individuals - i. Individual shareholders holding nominal share capital up to Rs. 2 lakhs.	45	6400	0		6400	0.64	6400		6400	0.64						4900	
(a)(ii)	Individuals - ii. Individual shareholders holding nominal share capital in excess of Rs. 2 lakhs.		0	0		0		0		0								
(b)	NBFCs registered with RBI		0	0		0		0		0								
(c)	Employee Trusts		0	0		0		0		0								
(d)	Overseas Depositories (holding DRs) (balancing figure)		0	0		0		0		0								
(e)	Any Other (specify)	50	812050	0		812050	81.21	812050		812050	81.21						786950	
	HUF	2	100	0		100	0.01	100		100	0.01						100	
	WARDEN INFRA PROJECTS PRIVATE LIMITED	1	10000	0		10000	1	10000		10000	1						10000	
	RAJAN ENTERPRISES PRIVATE LIMITED	1	10950	0		10950	1.1	10950		10950	1.1						10950	
	WARDEN PACKAGING & CONTAINERS PVT LTD	1	11150	0		11150	1.12	11150		11150	1.12						11150	
	A-ONE COMMERCE PRIVATE LIMITED	1	12000	0		12000	1.2	12000		12000	1.2						12000	
	WARDEN INTERNATIONAL PRIVATE LIMITED	1	23000	0		23000	2.3	23000		23000	2.3						23000	
	SUB ROSA TRADING ENTERPRISES LLP	1	24150	0		24150	2.42	24150		24150	2.42						24150	
	GULSHAN INVESTMENTS CO LTD	1	24500	0		24500	2.45	24500		24500	2.45						0	
	SUN-N-SEA TRADING CO PVT LTD	1	35000	0		35000	3.5	35000		35000	3.5						35000	
	ABHINANDAN ENTERPRISES LTD	1	38500	0		38500	3.85	38500		38500	3.85						38500	
	WARDEN STIMULATION SERVICES LLP	1	45000	0		45000	4.5	45000		45000	4.5						45000	
	ASSAM COMPANY INDIA LIMITED	1	65000	0		65000	6.5	65000		65000	6.5						65000	
	LYNX MACHINERY & COMMERCIALS LTD	1	94500	0		94500	9.45	94500		94500	9.45						94500	
	WARDEN EXPORTS PRIVATE LIMITED	1	97100	0		97100	9.71	97100		97100	9.71						97100	



	Bodies Corporate	48	811950	0	811950	81.2	811950	811950	81.2	81.2	786850
Sub-Total (B)(3)		95	818450	0	818450	81.85	818450	818450	81.85	81.85	791850
Total Public Shareholding (B)=(B)(1)+(B)(2)+(B)(3)		95	818450	0	818450	81.85	818450	818450	81.85	81.85	791850

Details of the shareholders acting as persons in Concert including their Shareholding (No. and %):Details of Shares which remain unclaimed may be given hear along with details such as number of shareholders, outstanding shares held in demat/unclaimed suspense account, voting rights which are frozen etc.Note:(1)PAN would not be displayed on website of Stock Exchange(s). (2)The above format needs to be disclosed along with the name of following persons: Institutions/Non Institutions holding more than 1% of total number of shares. (3)W.r.t. the information pertaining to Depository Receipts, the same may be disclosed in the respective columns to the extent information available and the balance to be disclosed as held by custodian,




Table IV - Statement showing shareholding pattern of the Non Promoter- Non Public shareholder

	Category & Name of the Shareholders (I)	No. of shareholder (III)	No. of fully paid up equity shares held (IV)	Partly paid-up equity shares held (V)	Nos. of shares underlying Depository Receipts (VI)	Total nos. shares held (VII = IV+V+VI)	Shareholding % calculated as per SCRR, 1957 As a % of (A+B+C2) (VIII)	Number of Voting Rights held in each class of securities (IX)				No. of Shares Underlying convertible securities (including Warrants) (X)	Shareholding , as a % assuming full conversion of convertible securities (as a percentage of diluted share capital) (XI) = (VII)+(X) as a % of A+B+C2	Number of Locked in shares (XII)		Number of Shares pledged or otherwise encumbered		Number of equity shares held in dematerialized form (XIV)	
								No of Voting Rights			Total as a % of Total Voting rights			No. (a)	As a % of total Shares held (b)	No. (a)	As a % of total shares held (b)		
								Class X	ClassY	Total									
1	Custodian/DR Holder																		
(a)	Name of DR Holder (if available)																		
	Sub-Total C (1)	0	0	0	0	0	0	0	0	0	0	0	0	0	0	0	0	0	0
2	Employee Benefit Trust (under SEBI (Share based Employee Benefit) Regulations, 2014)																		
(a)	Name (abc...)																		
	Sub-Total C (2)	0	0	0	0	0	0	0	0	0	0	0	0	0	0	0	0	0	0
	Total Non-Promoter- Non Public Shareholding (C)= C (1) + C (2)	0	0	0	0	0	0	0	0	0	0	0	0	0	0	0	0	0	0

Note (1) PAN would not be displayed on website of Stock Exchange(s).(2) The above format needs to disclose name of all holders holding more than 1% of total number of shares (3) W.r.t. the information pertaining to Depository Receipts, the same may be disclosed in the respective columns to the extent information available,




Table V - Statement showing of significant beneficial owners (SBOs)

Sr. No.	Details of the significant beneficial owners (i)		Details of the registered owner (ii)		Details of holding/ exercise of right of the SBO in the reporting company, whether direct or indirect : (iii)	Date of creation / acquisition of significant beneficial interest (iv)
	Name	Nationality	Name	Nationality	Shareholding as a % of total no of shares (calculated as per SCRR, 1957 As as % of (A+B+C2)	

